

# Kryptile™ Ceramic Liners



Kryptile is the solution for aggressive applications. Kryptile ceramic liners combine the wear resistance of high alumina oxide ceramic with the impact resistance of Kryptane® polyurethane. Kryptile liners are all custom designed to the shape of your chute, bin, or hopper, eliminating the need to cut or fit the liners in the field and ensuring a perfect fit every time.



## **BENEFITS:**

- Solutions for impact and sliding abrasion applications
- Custom manufactured to your specifications
- Weigh less than steel
- Proven field performance
- Use in wet or dry applications
- Bolt, stud or weldable installation methods
- Multiple ceramics available to fit your applications
- Guaranteed performance

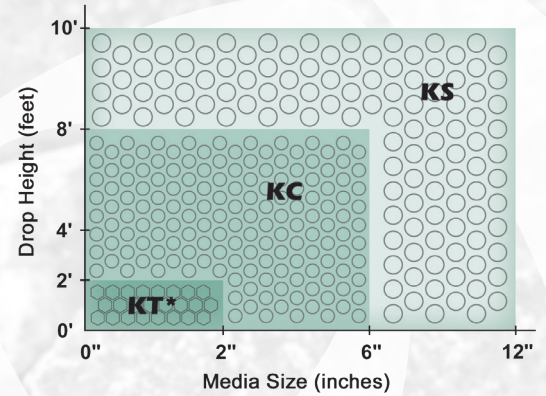
## **TYPICAL APPLICATIONS:**

- Belt transfer points
- Chutes/launders
- Clam gates
- Flop gates
- Rotary distributors
- Transfer points
- Feed pan liners
- Discharge lips
- Chutes and hoppers




# Material Selection Guide

We designed our Kryptile materials to be application specific. It is very important that you choose the right material for the job. Our selection guide is a general rule of thumb to assist you in material selection. Other application data should be reviewed with your Argonics representative before making your selection. In particular, we'll want to consider the type of rock, percentage of fines in the material, impingement angle, tons per hour being conveyed, and wet or dry application before selecting your material.




\* Note: KT is not recommended for impact areas. Slide abrasion only.



## KRYPTILE KS

Kryptile KS is specifically designed for aggressive applications with high impact and large rock.

Kryptile KS is 1 1/4" (32 mm) diameter by 1 1/4" (32 mm) thick, high alumina oxide ceramic cylinders embedded in Kryptane abrasion-resistant polyurethane. The KS is available in liners with a minimum thickness of 2" (51 mm) thick. The ceramic cylinders are offset to prevent particles from starting a wear pattern between the cylinders. Kryptile KS is generally recommended for applications with 10" (254 mm) minus rock dropping from a maximum of 6 feet (1.83 meters).

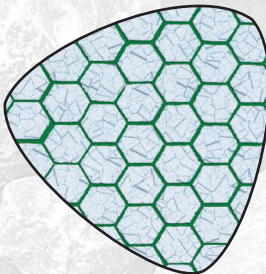


## KRYPTILE KC

Kryptile KC is Argonics' general purpose liner. It works well in virtually all applications. Kryptile KC consists of 1 3/16" (21 mm) diameter by 1 3/16" (21 mm) thick, high alumina oxide ceramic cylinders embedded in Kryptane polyurethane.

Kryptile KC is available in liners at least 1 1/4" (32 mm) thick.

Kryptile KC is generally recommended for applications with 6" (152 mm) minus rock dropping a maximum of 4 feet (1.22 meters).



## KRYPTILE KT

Kryptile KT is the original ceramic hextile embedded in urethane. Kryptile KT consists of 1/2" (13 mm) thick ceramic hextiles embedded in Kryptane polyurethane. Kryptile KT is available in liners at least 1" (25.4mm) thick.

The hextile formation is closely gapped to provide superior sliding abrasion resistance in high fines applications, wet or dry. The close gap between the tiles and the honeycomb design prevent fines from generating a wear pattern between the tiles which could cause premature failure. Kryptile KT is generally not recommended for applications where there is impact; it is for slide abrasion only.

You work directly with our engineers to design the liner configuration that works best for you. Installation is a snap, with either holes for bolt-mounting, stud mount (where we embed studs in the liners that match the holes that you already have in your equipment), or our weld-mount attachment method. The possibilities are limitless with our Kryptile ceramic liners.



**ARGONICS**  
ENGINEERED POLYURETHANE

520 9th Street • Gwinn, MI 49841

906.226.9747 f: 906.226.9779

[www.argonics.com](http://www.argonics.com)



The Argonics Nested Triangle logo and Kryptane® are trademarks or registered trademarks of Argonics, Inc.

Patents: 6,056,112 · 7,441,647 · 5,979,638 LIB-CP-KT-07-01 3/2020